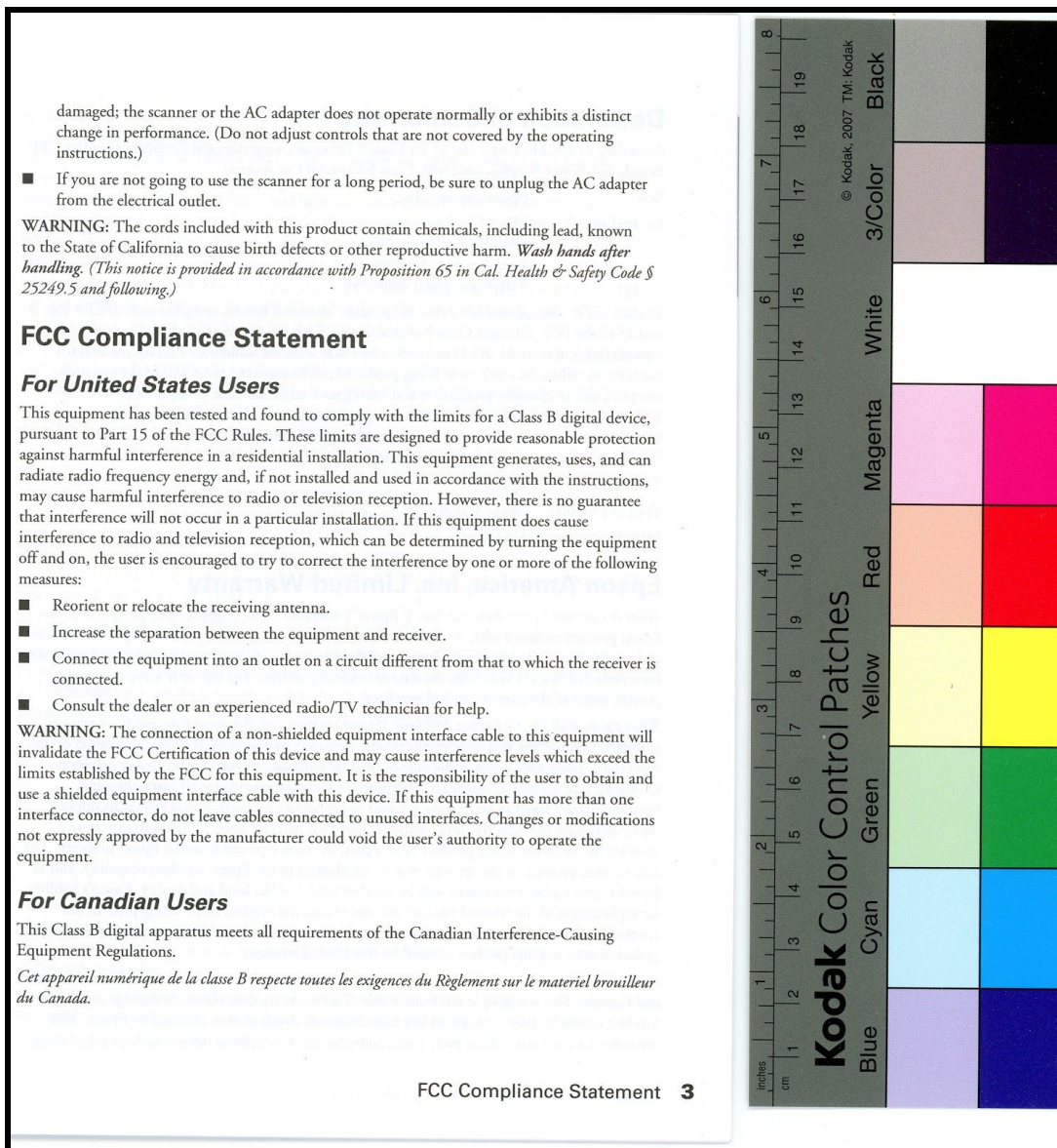


Epson SilverFast Pre-Scan Function

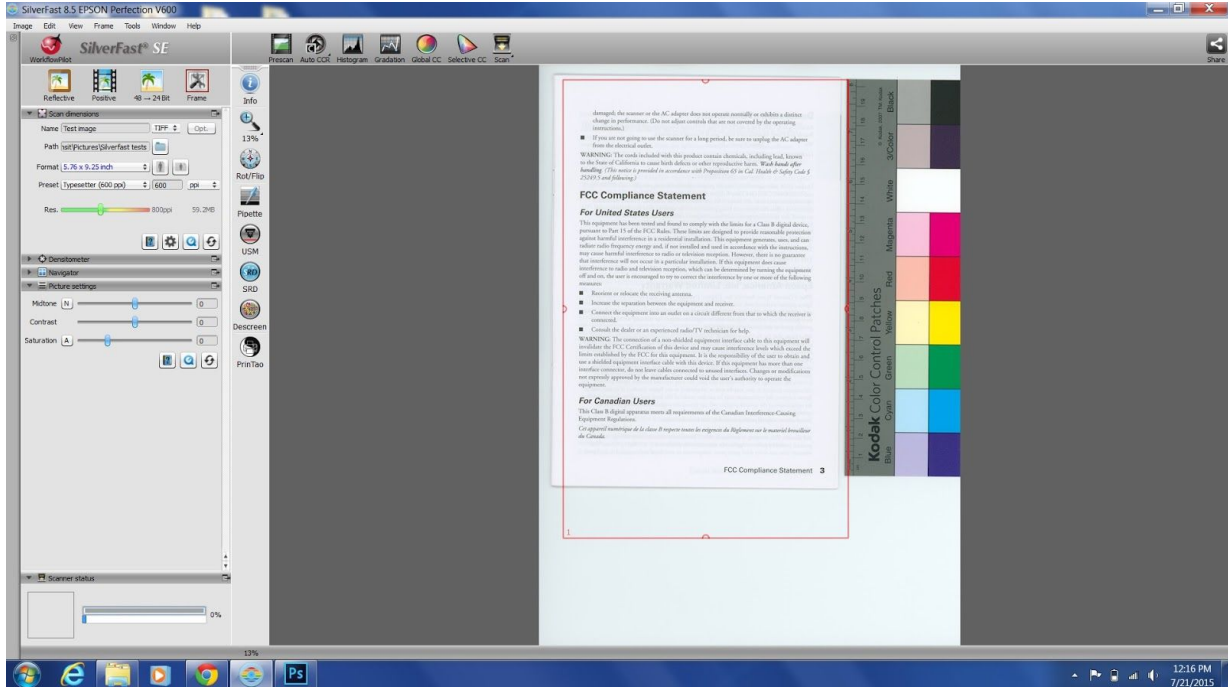
Silverfast is scanner software that can be used with the Epson V series scanners. It is a more wide-ranging tool in terms of functionality than 'Epson Scan', which comes as standard with the scanners. The license for Silverfast is an additional purchase for the V600 scanner (the V800 comes with Silverfast as standard). This document solely focuses on the 'pre-scan' function in Silverfast.

At the METRO pilot institution for Culture in Transit, Silverfast was not yet installed on the project laptop and 'Epson Scan' was used for scanner work. It was identified that there was an issue with scanning white material. The software could not detect the edges of the document properly and automatically cropped part of image to the edge of the printed matter on the item.

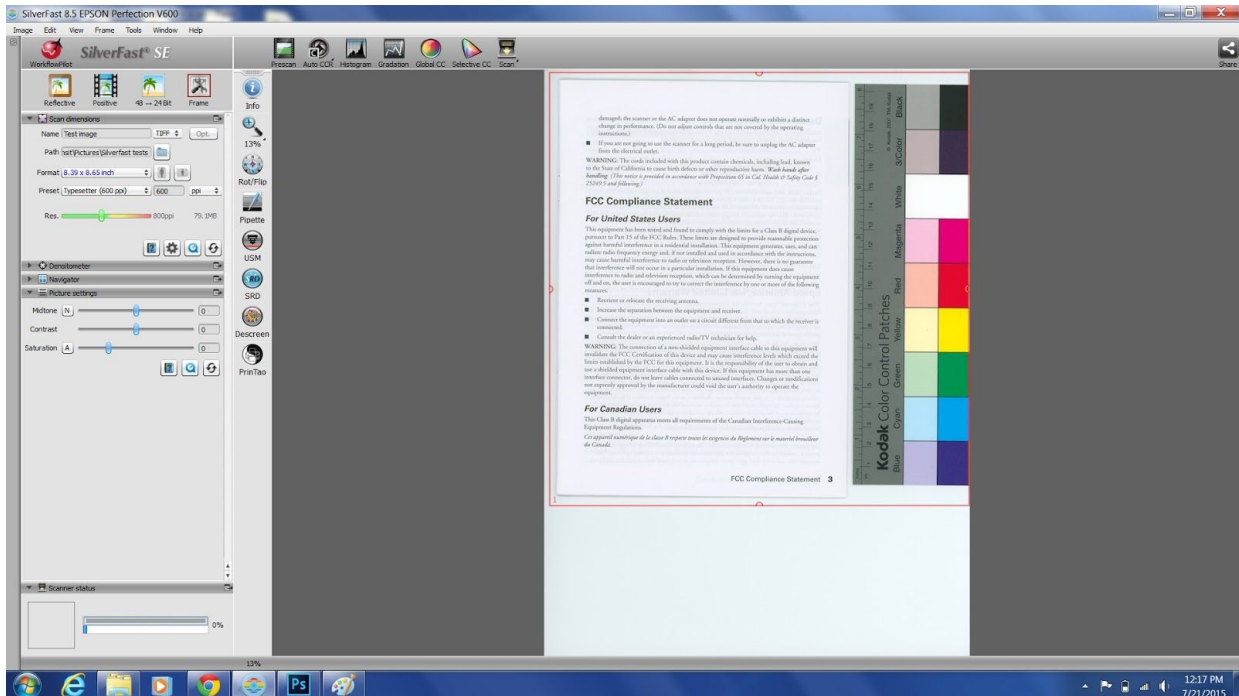


Epson Scan has cropped the left hand side of the image to the text

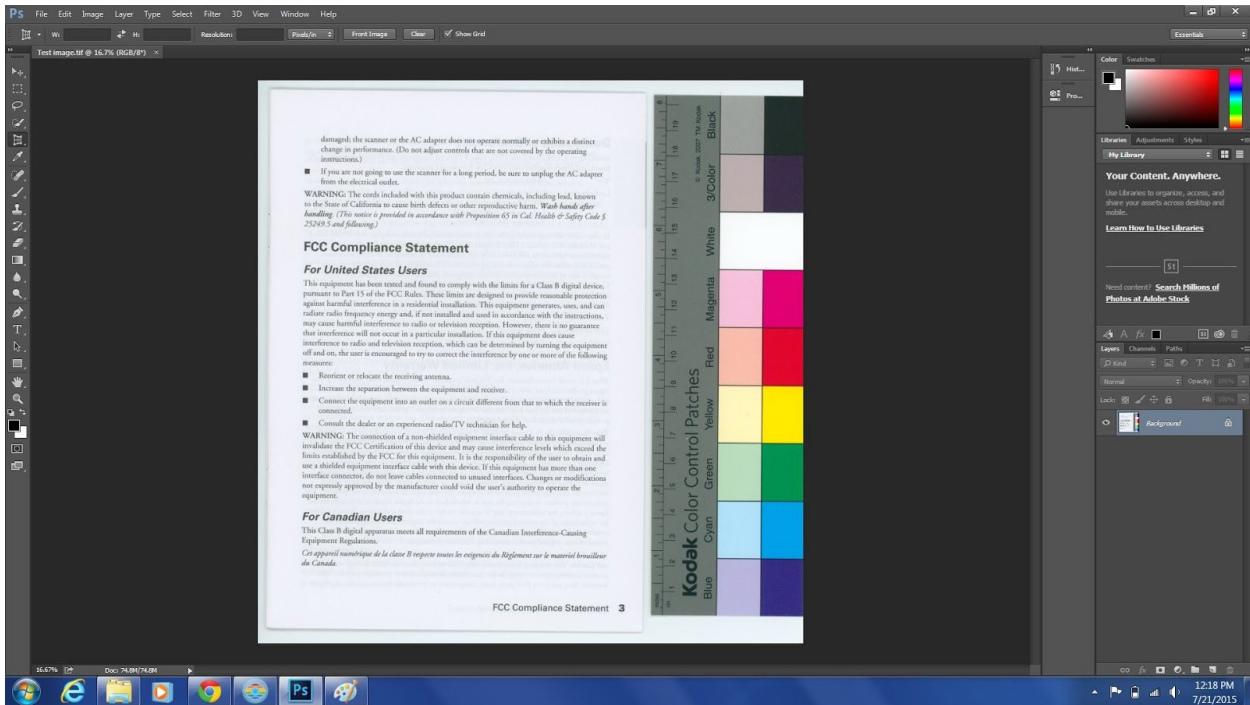
Silverfast allows you to pre-scan the item which enables you to see what area the scanner will capture, ensuring all of the item is scanned.



The above image shows that the only part of the item would be captured as the red parameters do not cover the whole of the material.



Red parameters have been adjusted to ensure all of item will be scanned.



Finished scan of white document using Silverfast. The left hand margin has not been cropped to the text as it was when using Epson Scan (see first image).

Time difference analysis

Epson Scan

- Time taken to scan image: 30 seconds.

Silverfast

- Time taken to pre-scan: 10 seconds.
- Time taken to scan image: 48 seconds.
- **Total minimum time: 58 seconds.**
- Additional time needed as necessary to crop around image in pre-scan mode.

Additional comments:

- Although it takes longer to scan a document with Silverfast, it can save time overall as you can ensure the first scan is good enough to meet project standards. With Epson Scan, as you cannot see a preview, you may have to re-scan multiple times.
- It is important to remember to crop the image in the prescan mode to ensure you will only scan the image and color chart. If the red parameters are not set appropriately the scanner will scan the whole area.
 - Not cropping around the item resulted in adding an additional 11 seconds* to the scanning time. (*this is how long it took in a controlled test).
- Silverfast also has superior color management functionality, ensuring the color captured in the scans are more accurate.